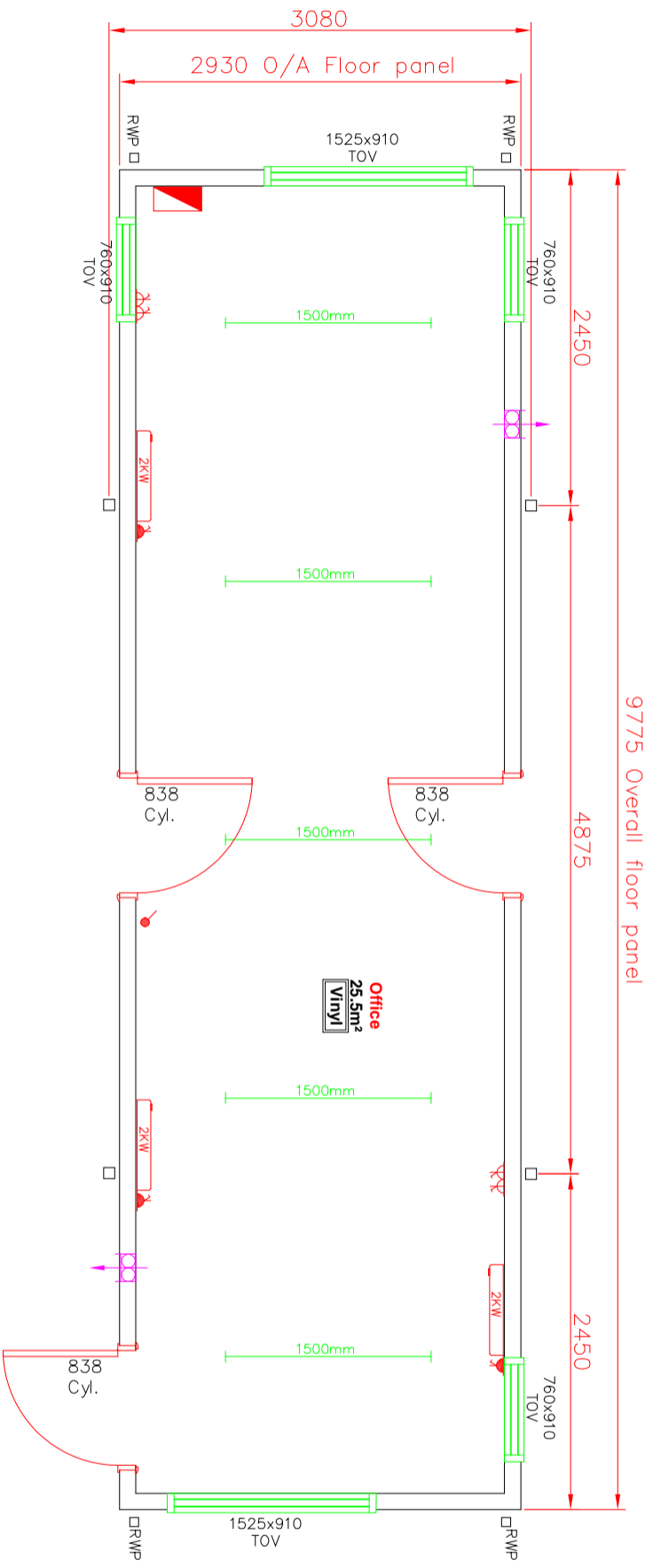








NOTES



Key:

-  Mains distribution Board
-  Double switched socket outlet low level, 500mm to centre unless stated otherwise
-  Wall switch
-  1500mm Fluorescent light fitting
-  2kW Convector heater
-  Wall mounted extract fan

Drawing Approval

Signed:

Date:

Project

Client

By Date

R

Title
Plan Layout
Cabin 32'x10'

Drawn: MJC Date 10/09/2018

Scale: 1:50 Drawing Size A3



Drawing number EMB5307-01 Issue